




# Disney ON ICE

EDUCATION PROGRAMME

## Fit to Dance

### SCHOOLS

## ENGLISH LESSONS

### CHARACTERS INSPIRATION SHEET

#### CHARACTERS FOR STORIES

On this sheet you will find different character ideas along with some descriptive words for five of these characters. These can be used to inspire your class in their writing or dance performance. Encourage children to adapt and challenge these characteristics.

CHARACTERS	DESCRIPTORS
Dragon	Powerful, huge, fire-breathing, grumpy, angry
Fairy	Light, mischievous, nimble, funny, cross
Mermaid or Fish	Elegant, inquisitive, shy, happy, beautiful
Prince or Princess	Proud, brave, athletic, noble, cheerful
Army cadet	Strong, bold, loud, serious, jerky

#### OTHER CHARACTER SUGGESTIONS:

- ★ Witch or Wizard
- ★ Snowman
- ★ Sportsperson
- ★ Reindeer
- ★ Doctor
- ★ Goblin
- ★ Bear
- ★ Step-mother
- ★ Baby
- ★ Pirate






# Disney ON ICE

EDUCATION PROGRAMME

## Fit to Dance

### SCHOOLS

## ENGLISH LESSONS SETTINGS INSPIRATION SHEET

### SETTINGS FOR STORIES

Here are some suggested story settings. We've provided some ideas for character actions for children to explore in the setting at the beginning of their story; many have been adapted from well-known Disney stories. There are also some simple objects which you can use to help inspire your class to imagine the fantasy or real world that their character lives in. Encourage children to use adjectives to describe the objects or think of their own.

SETTINGS	ACTIONS
<b>Under the Sea</b>	<ul style="list-style-type: none"> <li>- Collecting human treasure that has been lost at the bottom of the ocean</li> <li>- Swimming with dolphins</li> </ul> <p><b>Objects:</b> Treasure chest, shells, seaweed, anchor, a sunken pirate ship.</p>
<b>Dark Cave</b>	<ul style="list-style-type: none"> <li>- Exploring the cave with a torch</li> <li>- Making a fire to keep warm</li> </ul> <p><b>Objects:</b> Rocks, a magic lamp, witches cauldron, fire torch.</p>
<b>Woodland</b>	<ul style="list-style-type: none"> <li>- Sweeping leaves</li> <li>- Picking fruit/flowers</li> </ul> <p><b>Objects:</b> Pine cones, fruit, branches, pixie dust, wooden hut.</p>
<b>Busy City</b>	<ul style="list-style-type: none"> <li>- Crossing a busy street</li> <li>- Waving hello to people</li> </ul> <p><b>Objects:</b> Cars, skateboards, traffic lights, bicycles, bench.</p>
<b>Snowy Mountain</b>	<ul style="list-style-type: none"> <li>- Chopping logs to make a fire</li> <li>- Building snowmen/having snowball fights</li> </ul> <p><b>Objects:</b> Icicles, sleigh, ice castle, woolly hat, wooden logs.</p>






Disney  
**ON ICE**  
EDUCATION PROGRAMME

*Fit to*  
**Dance**


SCHOOLS



ENGLISH LESSONS  
OBSTACLES INSPIRATION SHEET

OBSTACLES FOR STORIES

Here are some suggested obstacles for the characters to overcome during the story. We've also provided some description ideas of these obstacles to start your class off. Encourage children to decide which would suit the setting of the story and to adapt and challenge these descriptions as necessary.



OBSTACLES	DESCRIPTORS
<b>Enchanted Pear Orchard</b>	The branches of the spindly trees are peaceful but can suddenly throw down any rotten and poisoned pears to the ground.
<b>Lily Pad Lake</b>	In the murky waters, lies a hungry crocodile. Luckily there are six lily pads that make a path across the lake.
<b>The sleeping troll in the cave</b>	The sleepy troll likes to rest in the dark cave. He cannot see very well but he has excellent hearing!
<b>A whirlpool under the sea</b>	The whirlpool is very wide and powerful and will suck under anything that comes across its path.
<b>Busy people on the street</b>	On this busy street nobody is looking where they are going, they are running late to get to work, catching a bus or talking on their phones.
<b>Icy bridge</b>	The bridge is so slippery; few have been able to cross it without falling off. Below the bridge is a gushing river of freezing cold water, so the characters have no choice but to cross the bridge.



SCHOOLS

ENGLISH LESSONS CHARACTER DESCRIPTION WORKSHEET

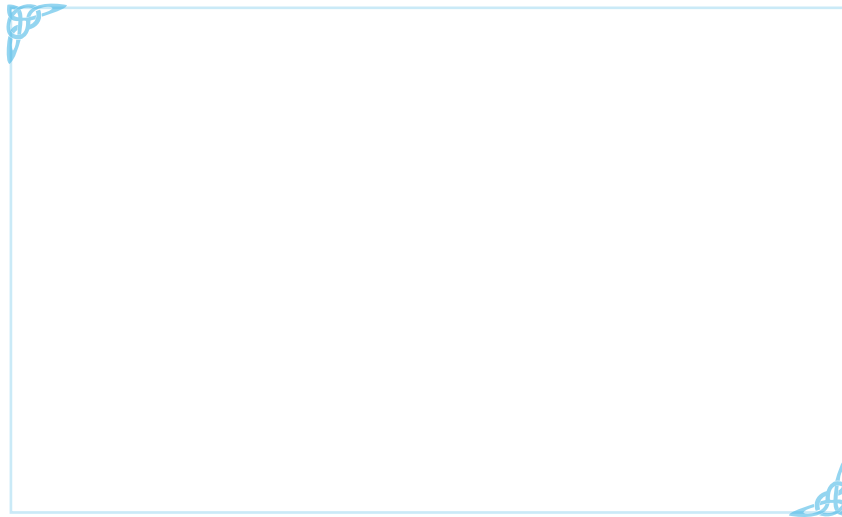
DESCRIBE A CHARACTER IN THE STORY

Who is the character?

What does the character look like?

What does the character like to do?

Draw a picture of the character below:



Use these words to help you to describe the character.


- ★ angry
- ★ evil
- ★ fierce
- ★ frightening
- ★ gruesome
- ★ wicked
- ★ hairy
- ★ shiny
- ★ strong
- ★ tall
- ★ tiny
- ★ smelly
- ★ slimy
- ★ beautiful
- ★ brave
- ★ friendly
- ★ funny
- ★ happy
- ★ kind
- ★ thoughtful
- ★ wonderful
- ★ clumsy
- ★ cold
- ★ lonely
- ★ mischievous
- ★ sparkly

Disney  
**ON ICE**  
EDUCATION PROGRAMME

*Fit to  
Dance*

SCHOOLS

ENGLISH LESSONS  
SETTINGS WORKSHEET



Disney  
**ON ICE**  
EDUCATION PROGRAMME  
*Fit to  
Dance*

SCHOOLS

ENGLISH LESSONS  
*DISNEY ON ICE* STORY BUILDER WORKSHEET

★ DRAW PICTURES OR WRITE SENTENCES TO SEQUENCE THE STORY. ★


BEGINNING

BUILD UP


OBSTACLE

OVERCOMING THE OBSTACLE

ENDING



# MASK TEMPLATES



Produced by Feld Entertainment

Disney  
**ON ICE**  
EDUCATION PROGRAMME

*Fit to*  
**Dance**

# MASK TEMPLATES



Produced by Feld Entertainment

Disney  
**ON ICE**  
EDUCATION PROGRAMME

*Fit to*  
**Dance**



# MASK TEMPLATES



Produced by Feld Entertainment

Disney  
**ON ICE**  
EDUCATION PROGRAMME

*Fit to*  
**Dance**